

Treatment on dye effluent by using adsorption

Prof. Dr. Sachin Madhavrao Kanawade

Associate Professor in Chemical Engineering Department, Dr. Vasantraodada Patil Shetkari Shikshan Mandal's Padmabhooshan Vasantraodada Patil Institute of Technology, Budhgaon, Tal - Miraj, Dist - Sangli, Maharashtra, India.

Abstract

Heavy metals such as lead (Pb), chromium (Cr), cadmium (Cd) and copper (Cu) are widely used for production of colour pigments of textile dyes. Textile dyes pollutants are being released to the environment at various stages of operation therefore it is necessary that the pollutants are treated before discharge using zeolite with and without alum. A study was carried out to compare the effectiveness of treatment using zeolite with and without alum for the removal of heavy metals (Pb, Cu, Cd, Cr) in textile effluent. The concentrations of these heavy metals in the textile wastewater samples were reduced to more than 50 percent after treating with zeolite. The sequence in increasing order of removal efficiency of these heavy metals using zeolite was $Cd < Pb < Cr < Cu$. When the textile wastewater sample was treated using zeolite and 10 mg/L of alum, 80% of the heavy metals (Cd and Cu) were removed. The most effective treatment prior to removal of heavy metals from textile wastewater sample is by using zeolite with the addition of 10 mg/L of alum as flocculants.

Keywords: Textile effluent, zeolite, heavy metals, adsorption.

1. Introduction

As the world population increases, demands of clothing and apparel increase with the improving sense of fashion and lifestyle thus textiles are manufactured to meet the growing demands. In some countries such as India and Sri Lanka; textile production becomes their source of income that contributes to their Gross Domestic Product (GDP). However, this has brought both consequences to such countries either in a positive way which is an improvement of economy or in a negative way attributed to environmental pollution. The textile industries have been dubbed as worst offenders of pollution contributors as they used more than 2000 types of chemicals and over 7000 types of dyes. They also produce heat from effluents released, increased pH, as well as water saturation with dyes, de-foamers, bleaches, detergents, optical brighteners and equalizers during operations. Due to this, pollutants from the textile production sector are being released to the environment at various stages of operation. In addition, effluent or wastewater from textile production discharged to the water body without proper treatment also seep through the aquifer and pollute the underground water in many ways. Besides color visibility which brings displeasing aesthetics, heavy metal constituents in the effluent also resulted in negative ecological impacts to the water-body, environment as well as deterioration of human health. Heavy metals particularly, lead (Pb), chromium (Cr), cadmium (Cd) and copper (Cu) are widely used for the production of color pigments of textile dyes. Such heavy metals can exist in naturally in the structures of textile or they can penetrate into fibers of textile during production, dyeing process or through protective agents used during storage. These heavy metals which have transferred to the environment are highly toxic and can bioaccumulate in the human body aquatic life, natural water-bodies and also possibly trapped in the soil [12, 16]. Wastewater treatment is essential to allow human and industrial effluents to be disposed without bringing danger to human health as well as to prevent unacceptable damage to the natural environment [28].

Conventional wastewater treatment consists of combination of several processes namely, physical, chemical and biological, to remove solids, organic matter and, sometimes nutrients from the wastewater. Improvements of determining the effects of wastewater discharges have led to the adoption of stringent environmental laws, which define the degree of treatment necessary to protect water quality. In Malaysia, under the Environmental Quality Act, there are regulations on discharge of wastes into Malaysian waters. The regulations focus on prohibition of discharging environmentally hazardous substances, pollutants or wastes into Malaysian waters in contravention to acceptable conditions as specified by the Act. Zeolites are hydrated aluminosilicate minerals and have a micro porous structure. Zeolite are used in various applications such as adsorption, catalysis, ion exchange, petrochemical cracking, and removal of gas and solvents and also used in many industrial activities due to their unique porous structure. Zeolite converts solid and liquid hazardous wastes into environmentally acceptable products [33]. Zeolite is considered as effective adsorbent because it can adsorb heavy metals from the wastewater sample [23]. The general chemical formula of zeolite is $(M^{+2}, M^{+2})_x O \cdot Al_2O_3 \cdot y SiO_2 \cdot z H_2O$. M^{+} is usually sodium ion, Na or potassium ion, K and M is magnesium ion, Mg, calcium ion, Ca or iron ion, Fe, also more rarely lithium, Li, strontium, Sr and barium, Ba ions may substitute for M^{+} or M^{+2} . Fe^{+3} is assumed to substitute into the tetrahedral framework position. The M^{+} cations are exchangeable as they are relatively innocuous; therefore, the heavy metals cations can substitute into the structure of zeolite in this case, lead, copper, cadmium and chromium. On the other hand, alum is commonly known as aluminum sulfate, acts as a flocculating agent whereby wastewater in this case, is clarified by catching the very fine suspended particles in a gel like precipitate of aluminum hydroxide [3, 4]. Alum is used in a wide range of industries such as purification of drinking water, wastewater treatment plant and paper manufacturing. The use of conventional wastewater

treatment processes has faced increasing challenges due to stringent requirements for the release of treated wastewater to the environment as the industrial sectors grow rapidly in line with the improvised economy. At present, concerns are raised on the scope of environmental issues regarding the use of hazardous chemicals, as such, containing heavy metals in many processes and operations of textile manufacturing. The objectives of this study is to identify the contents of heavy metals namely lead, copper, cadmium and chromium in textile wastewater, and to remove the heavy metals from textile wastewater using zeolites with and without alum. Therefore, studies have been carried out for evaluation of using cheaper yet effective methods in treating the wastewater containing heavy metals in textile manufacturing.

2. Experimental Programe

The wastewater samples of this study were obtained from the manufacturing of sewing thread factory. The fresh wastewater samples were collected from the influent collection of the wastewater treatment plant of the factory after off-peak hours of production using eight one-liter plastic bottles. The pH and temperature of the wastewater samples were recorded using pH meter of HACH Model. Before collecting the wastewater sample, the plastic bottles were washed thoroughly using distilled water. The samples were then placed in an ice-storage box containing ice packs to preserve and maintain their composition from degradation by microbes. For the preservation, collected wastewaters samples were added with 5 ml nitric acid of 2.0 M per 1 liter of samples. The samples were refrigerated at approximately 4 °C. Through addition of nitric acid and refrigeration, the heavy metal precipitation will be prevented and to allow the samples to last longer [18]. Standard solutions of Pb (0 to 20 ppm), Cu (0 to 2.0 ppm), Cd (0 to 0.4 ppm) and Cr (0 to 2 ppm) were prepared from their stock solutions (1000 ppm). These standard solutions were used in the Atomic Absorption Spectrometry (AAS) analysis. Before the initial concentration of heavy metals in wastewater samples was done, the samples were filtered using Whatman filter paper with diameter size of 47 mm mechanically. The filtered sample was poured into plastic test-tubes for analysis using AAS. One gram of zeolite powder was added into 1 liter of wastewater sample in 1.5 L shake flask. Next, the samples were shaken using orbital shaker for an hour at 200 rpm and incubated in the refrigerator for one day after treatment with zeolite. After the incubation period, alum was added into the zeolite-treated flasks of samples. Another flask of sample remained as a control with the only treatment of zeolite. Jar Test was carried out for the four bottles of samples. There were four dosages of alum added into the samples, namely, 10 mg/L, 20 mg/L, 30 mg/L and 40 mg/L respectively. The Jar Test was carried out at the speed of 100 rpm for two minutes to allow rapid mixing of the samples. Next, the speed was slowed down to 20 rpm and mixed for 20 minutes. The flocks formed during the Jar Test were allowed to settle for 30 minutes. This Jar Test method was adapted from Golob. The experiments were replicated three times. The concentrations of the four heavy metals (Pb, Cd, Cr and Cu) in samples treated with only zeolite and another with zeolite and alum were

analyzed using AAS. Analysis of Variance (ANOVA) was used to analyze data obtained in AAS analysis.

3. Results & Discussion

3.1. Initial Heavy Metals Concentrations in Textile Wastewater

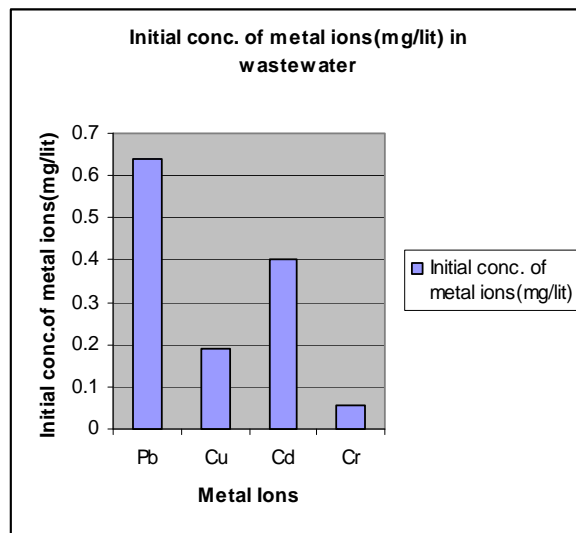


Fig 1: Initial conc. of metal ions (mg/lit) in wastewater

Fig. 1 shows the initial heavy metals concentrations of textile wastewater samples. The concentrations for lead, copper, cadmium and chromium are 0.64, 0.19, 0.41 and 0.06 mg/L, respectively. The initial concentration of Pb in wastewater is highest because the influent from production process discharged contained high levels of Pb and low levels of Cr on the sampling day. Heavy metals present as impurities in a dye or chelated as part of the dye molecule. In metal complex dyes, the metal is coordinated or forms a chemical bond with the organic dye molecule.

Thus, it is an indispensable constituent of the dye and governs the fastness absorb the colors, studied the general contents of heavy metals in the dyes that have been introduced by the condition of synthesis are as follows; 100 ppm of lead, 20 ppm of cadmium, 100 ppm chromium, 250 ppm of copper, 4 ppm of mercury as well as 200 ppm nickel. In this study, the levels of heavy metals concentration have contributed during production into the textile wastewater. Besides, the variations of the heavy metals concentration in the wastewater sample were due to the different types of dyestuff used in different production of threads when the samples were taken. The waste liquor discharged during the thread processing operations are mainly; contains of wasted liquor from dispersed dyestuff, reduction clearing and soaping treatment during polyester dyeing wasted liquor from bleaching process of polyester, where optical brighteners is used, as well as liquor of the leveling or migrating treatment of multicolored disperse or polyester dyeing wasted liquor from bleaching process of polyester, where optical brighteners is used, liquor of the leveling or migrating treatment of multicolored disperse or polyester dye cheeses contributed to the wastewater discharge wasted liquor come from lubrication of

dyed cheeses in the dyeing machine, scouring, bleaching, dyeing, rinsing and oxidation treatments of vat dyes or cotton dyeing wasted liquor from soaping treatment of reactive dyeing and acid dyes for nylon thread dyeing. All listed wasted liquors have contributed to the heavy metals constituents (Pb, Cu, Cd, Cr) in this study.

3.2. Lead

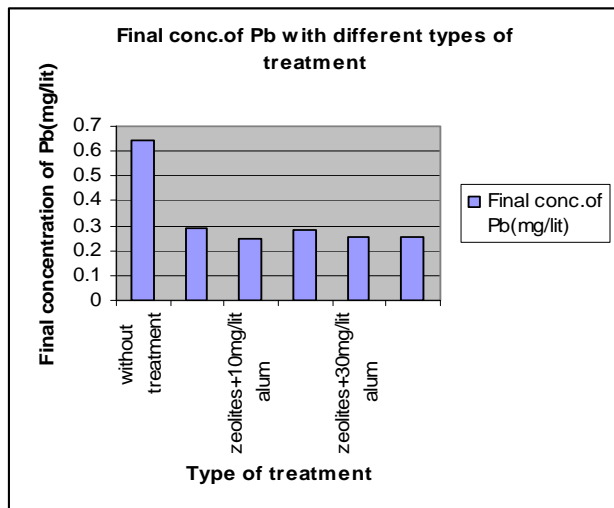


Fig 2: Final conc. of Pb with different types of treatments

Fig. 2 shows the Pb concentrations with different types of treatment with an initial concentration of 0.64 mg/L. The reduction of final concentrations of lead was observed after treatment with zeolite alone and also treatment with zeolite added with different dosages of alum. The *P*-value is 0.002 which is less than 0.05, therefore this result is statistically highest at this level ($P \leq 0.05$). The percentages of lead removal from textile wastewater samples upon additional zeolite with different concentrations of alum were as follows; 10 mg/L, 61.03% (0.39 mg/L) > 30 mg/L, 60.68% (0.39 mg/L) > 40 mg/L, 60.63% (0.39 mg/L) > 20 mg/L, 56.09% (0.36 mg/L), respectively. Treatment of the wastewater sample using zeolite alone removed 55.34% (0.36 mg/L) of lead from the sample. Based on the experiment done, lowest percentage of wastewater treatment was using zeolite whereas the highest percentage was by adding zeolite and 10 mg/L of alum. Therefore, the most efficient removal of lead from textile wastewater is the treatment using zeolite with 10 mg/L of alum. According to Ogunfowokan, the best removal of heavy metals especially Pb was by using 10 mg/L of alum. With zeolite alone, the lead ions or particles are probably adsorbed into the pores of the zeolite not as effective as compare to the former, as lead ions normally exist in the state of +2 which is more stable than at the state of +4 (Lim, 2004), thus, zeolite has less capability to adsorb the stable ions. The removal of

heavy metals is very efficient at the dosage of 10 mg/L of alum, and of pH of slightly alkaline, near pH 8. In a research by Fatoki and Ogunfowokan, it was stated that when the dosage of alum increases, the percentage of removal of heavy metals increases. The dosages of alum applied by these two researchers are 0 mg/L, 3 mg/L, 5 mg/L, 8 mg/L and 10 mg/L. The optimum dosage for an effective removal of heavy metals is 10 mg/L with the pH of 7.8. However, in this study, when the alum dosages are increased from 10 mg/L to 20 mg/L, 30 mg/L, and 40 mg/L, the percentage of removal of heavy metals decreases. Therefore, it can be observed that the optimum dosage for the removal of heavy metals is at dosage of 10 mg/L of alum with the pH of near 8.

3.3. Copper

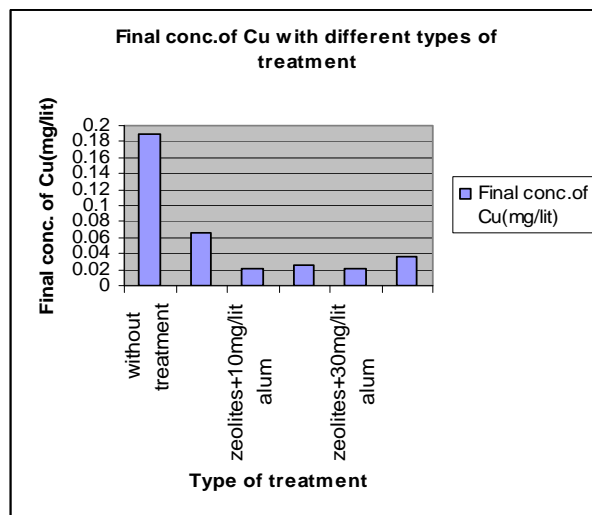


Fig 3: Final conc. of Cu with different types of treatments

Fig. 3 shows the Cu concentration with different types of treatment with an initial concentration of 0.19 mg/L. The result was showed the final concentrations of Cu after treatments with zeolite and the additional of different dosages of alum. The percentages of removal of Cu from textile wastewater sample after additional of zeolite with different concentrations of alum as follows; 10 mg/L, 88.52% (0.1683 mg/L) > 30 mg/L, 88.43% (0.1681 mg/L) > 20 mg/L, 86.94% (0.1653 mg/L) > 40 mg/L, 82.29% (0.1534 mg/L) > with zeolite alone, 64.74% (0.1231 mg/L), respectively. In comparison, the highest removal of copper from wastewater sample with usage of using zeolite and 10mg/L of alum ($P \leq 0.05$) compared to the removal of copper from wastewater sample by using zeolite alone, which is the lowest among the others. Cu ions exist in the solutions as complex ions and water is the weaker ligand in this complex, thus, it is displaced by aluminum ions, Al ions of alum easily and the heavy metal ions were aggregated into flocks [17].

3.4. Cadmium

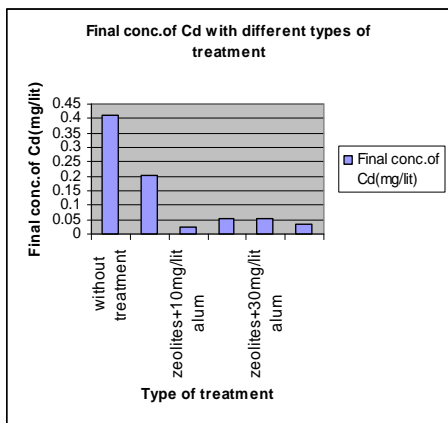


Fig 4: Final conc. of Cd with different types of treatments

Fig. 4 shows an the initial concentration of cadmium, Cd in the textile wastewater sample is 0.41 mg/L. After the treatments with zeolite and zeolite by different dosages of alum, the final concentrations of Cd were significantly ($P \leq 0.05$) decrease as compare to the initial concentration. Cd was the most highest heavy metals being removed by zeolite with 10 mg/L of alum (94.13% (0.39 mg/L)), followed by 40 mg/L of alum (91.69% (0.38 mg/L)), 20 mg/L of alum (86.63% (0.36 mg/L)) and 30 mg/L of alum (86.96% (0.35 mg/L)) respectively. The lowest percentage of removal of cadmium from the wastewater sample is 50.20% (0.21 mg/L) which is by using zeolite only. Hence, the highest efficiency of cadmium removal from textile wastewater sample is by the treatment of zeolite with 10 mg/L of alum because cadmium has very high affinity to bind to the surface with small amount of alum and form flocks [8]. Also, since alum can work in the pH range of 5 to 8, it works best to form cadmium salt precipitate and aggregates them into flocks easily then compare to zeolite alone. The coagulation process, dealing with destabilization of colloidal particles depends of pH and aluminum (III) ions concentration [5]. The pH in this case has not much influence as the wastewater sample, after addition of zeolites and alum, is within the range of effective alum performance.

3.5. Chromium

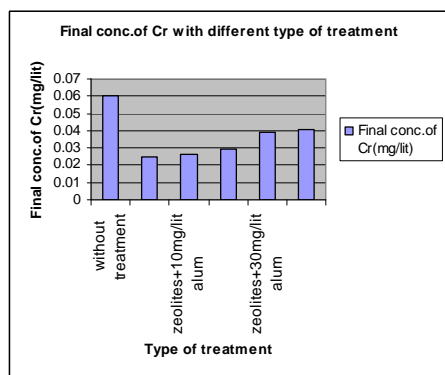


Fig 5: Final conc. of Cr with different types of treatments

Fig. 5 shows the concentration of Cr in the treated textile wastewater after treated with different type of treatments. The initial concentration of Cr in the wastewater is 0.06 mg/L was significantly ($P \leq 0.05$) decreases after treatment with zeolite alone and with additional of different dosages of alum. The percentages of removal of Cr from textile wastewater sample after treatment as following order; with zeolite alone 56.25% (0.032 mg/L) > additional with different concentrations of alum, 10 mg/L (54.49% (0.031 mg/L)) > 20 mg/L (49.17% (0.028 mg/L)) > 30 mg/L (32.03% (0.018 mg/L)) > 40 mg/L (27.31% (0.015mg/L)), respectively. Among the treatments, the removal of Cr with zeolite alone showed the highest percentage of removal, which is a difference from the removal of Pb, Cu and Cd. Cr ions mostly exist in +3 states and +6, of high densities; therefore it is much harder to remove by alum, which the aluminum ion is of +3. The removal efficiency of heavy metals using zeolite in increasing order is as Cd < Pb < Cr < Cu (Fig. 6). The rate of adsorption of metals by zeolite decreases when the concentration of the metals concentration increases in aqueous solution. From the result obtained, the initial concentrations of the heavy metals are high, particularly for Pb, whereby the ability to adsorb Pb cations, thus, it involved less energetically less favorable sites of zeolite in the uptake of heavy metals. The diffusion rate is high through the zeolite pores but was hindered when the ions passed through smaller channels of the zeolite. The maximal exchange of ions attained for copper (II) ions was 66.10% in comparison to this study, the percentage of copper cations removed is 64.74%. The adsorption occurrence depends on the charge densities of the cations. The cations of heavy metals involved in this study are Pb^{+2} , Cu^{+2} , Cd^{+3} and Cr^{+3} . All the heavy metals cations are hydrated as hexa-aqua complex ions in the solution, passed through zeolite in this hydrated form [9]. The result obtained showed that Cd has the least percentage of removal by zeolite is proved by the size of Cd cations. Although the charge densities for cadmium is higher than Cu and Cr cations, it appears that the diameter of Cd hydrated ions is bigger, therefore, had minimum adsorption. There are three stages of flock formation during coagulation process namely lag, growth and steady state. Due to action of coagulant, the collision radii of particles increase to form small sizes of primary flocks in lag region. Meanwhile in growth region, the primary flocks formed increase in size and become larger as the flocks joined together. The structures of the larger flocks changed continually as the internal bonds break under shear and reform at more favorable points where the attractive force or repulsive force is lower. In steady state, when the balance between the aggregation rate and breakage rate is reached for a given shear, the flock formation is completed and the size reaches a steady state (2). Therefore, based on flock aggregation process, the rate and amount of heavy metals in this case, maybe influenced through this coagulation mechanism. In which, larger positive charge of the metal complexes tend form unstable flocks and aggregate with other flocks and thus increase in size due to charge neutralization and the heavy metals are being removed at a higher rate. On the other hand, Al ions concentration is very important as it focuses more to the charge densities when it reacts to destabilize the colloidal particles. Pb ions are relatively stable, whereby the high charge density Al

ions has not much influence in the displacement of the lead (II) ions. Therefore, removal of Pb ion exhibits the lowest percentage under dosage of 10 mg/L of alum. The removal of Cu ion and Cd ion are high as these transition metal complexes are able to form legends with the Al ion species. Thus, these heavy metal complexes are able to adsorb into the aluminum hydroxide formed during precipitation in coagulation and flocculation process in the form of flocks.

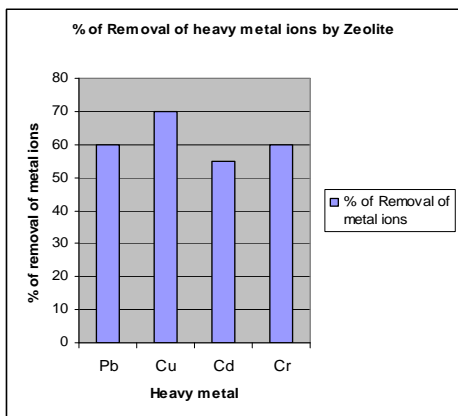


Fig 6: % of Removal of Heavy Metal Ions by Zeolite

Conclusions

In treatment with zeolite, the removal of heavy metals from textile wastewater sample is high whereby the percentage of removal is more than 50 percent of the initial concentration. The removal of heavy metals from textile wastewater is effective using zeolite. The percentage of heavy metals removal in textile wastewater by zeolite and with an additional with different concentration of alum is different. Cu was the most heavy metal being removed by zeolite (69.74%), followed by Cr (59.26%), Pb (59.34%) whereas Cd being the lowest at 55.20%. On the other hand, when zeolite was added with 10 mg/L of alum, the removal of heavy metals from textile wastewater sample was higher than treatment with zeolite alone. The heavy metals can be removed from the textile wastewater samples up to 80 percent for heavy metals such as Cd and Cu. The sequence of removal efficiency of heavy metals from textile wastewater sample by using zeolite with an addition of 10 mg/L of alum in increasing order is Cd < Cu < Pb < Cr. Therefore, it can be observed that removing heavy metals from textile wastewater is effective using zeolite, however, the most effective way of heavy metals removal from textile wastewater is by using zeolite with an addition of 10 mg/L alum.

5. Acknowledgements

I am gratefully acknowledgements to my family & friends for their guidance & help in completion of this paper.

6. References

1. El-Sharkawy EA. Ads. Sci. & Technol 2001; 19:795.
2. Youssef AM, El-Wakil AM, El-Sharkawy EA, Farag AB. Ads. Sci. & Technol 1996; 13:115.
3. Aklil A, Mouflih M, Sebti S. J Hazardous Materials. A112, 2004, 183.

4. Youssef AM, Th-El-Nabarawy, Samra SE. Colloids and Surfaces A: 235, 2004, 153.
5. Jang A, Seo Y, Bishop PL. Environmental pollution 2005; 133:117.
6. Zhou D, Zhang L, Zhou J, Guo S. Water Research 2004; 38:2643.
7. Kadirvelu K, Thamaraiselvi K, Namasivayam C. Bioresource Technol 2001; 76:63.
8. Senthilkumaar S, Bharathi S, Nithyanandhi D, Subburam V. Bioresource Technol 2000; 75:163.
9. Linstedt KD, Houok CP, J. T. O'Connor. J Water Pollut. Control Fed. 1981; 43:1507.
10. Cartwright PS. Plating Surf. Fin 1981; 68:40.
11. EAA Economic of wastewater treatment alternative for the electroplating industry, EPA technology transfer, 1979.
12. Jester TL, Taylor TH. Proceedings of the 28th purdue industrial waste conference 1973; 28:129.
13. Ghazy SE, Samra SE, El-Morsy SM. Adsorption Sci. & Technol 2001; 19:721.
14. Abou-Mesalam MM. Colloids and Surfaces A: 225, 2003, 85.
15. Gupta VK, Ali I. Encyclopedia of surface and colloid science, New York: Marcel Dekker, 2002, 136-46.
16. Srivastava SK, Tyagi R. Water Res 1995; 29:483.
17. Paprowicz JT. Environ. Technol. 1990; 11:71.
18. Gupta VK, Mohan D, Sharma M, Sharma S. Sepn. Sci. Technol. 2000; 3:2097.
19. Koh SM, Dioxan JB. Appl. Clay Sci 2001; 18:111.
20. PZ Wu, Liao ZW, Zhang HF, Guo JG. Environ. Intern 2001; 26:401.
21. Banzal RC, Donnet JB, Stoeckli F. Active Carbon, Marcel Dekker, New York/Basel, 1988.
22. Netzer A, Wilkinson P, Beszedits S. Water Res. 1974; 8:813.
23. Vilbascusa I, Martinez M, Miralles N J Chem. Technol. Biotechnol. 2000; 75:812.
24. Alaya MN, Hourieh MA, Youssef AM, Sejariah FA. Ads. Sci. & Technol. 2000; 18:27.
25. Alaya MN, Hourieh MA, Sejariah FA, Youssef AM Ads. Sci. & Technol 2001; 19:321.
26. Hourieh MA, Alaya MN, Youssef AM, Sejariah FA. Ads. Sci. & Technol 1999; 17:675.
27. Hallum JV, Drushel HV. J Phys. Chem. 1952; 62:110.
28. Garten VA, Weiss DE. Rev. Pure Appli. Chem 1957; 7:69.
29. Ishizaki C, Marti I. Carbon 1981; 19:409.
30. Boehm HP. Adv. Catal. 1966; 16:176.
31. Anderson RB, Hall WK, Lecky JA, Stein KC. J Phys. Chem. 1965; 60:1548.
32. Chiche P, Durif S, Pregermain S. 1965; 44:5.
33. Yong DM, Crowell PA. Physical adsorption of gases, Butterworths London, 1962, 226.
34. Brunauer S, Emmet PH, Teller E. J Am. Chem. Soc. 1938; 60:309.
35. Dubinin MM. Conf. Ind. Carbon and Graphite, Soc. of Chem. Ind, 1958, 219.
36. Dubinin MM, Radushkevich LV. Proc. Acad. Sci. USSR 1947; 53:33.
37. H Juentgen, Carbon 1977; 15:273.

International Journal of Advanced Scientific Research

38. Devi Prasad J, Bashour II, Al-Shanghitti A, Austin H. Regional Agriculture and Water Research Center, Ministry of Agriculture and Water, Riyadh, Saudi Arabia.
39. Devi Prasad J, Bashour II, Al-Shanghitti A. Regional Agriculture and Water Research Center at Ministry of Agriculture and Water, Riyadh, Saudi Arabia, Arab Gulf J Scient. Res. 1984; 2:259.
40. Giles CH, MacEwan TH, Nakhwa SN, Smith D. J Chem. Soc. 1960, 3973.

Approach & Studies, International Journal of Chemical Engineering & Applications, International Journal of Chemistry & Material Science & International Journal of Engineering Studies and Technical Approach etc.

His research topic includes & interested in Chemical Engineering, Environmental Engineering, Wastewater Treatment by Adsorption, Advanced Separation Process, Chemical Engineering Design, Mass Transfer, Chemical Process Synthesis, Chemical Engineering Thermodynamics etc.

Biography



Dr. Sachin Madhavrao Kanawade was born in 11 March 1978 at Nashik, Maharashtra, India. His native place is Nimgaonpaga, Tal-Sangamner, Dist-A'Nagar, Maharashtra, India. He received his Bachelor's Degree in Chemical Engineering from Pravara Rural Education Society's Pravara Rural Engineering College, Pravaranagar (Loni) which is affiliated to Pune University in India in Nov.2001. Then he worked as a Production Officer in different Multinational Chemical Industries in India (2001 to 2008) like M/S Watson Pharma Ltd, Ambernath, MIDC, Mumbai, MS, M/S Glenmark Pharmaceuticals Ltd, Mohol, Dist. Solapur, MS, M/S Sun Pharmaceutical Industries Ltd, A. Nagar, MIDC, MS for 7 years.

Then he changes his field. He joined K. K. Wagh College, Nasik, MS, India in 2008 & worked as Lecturer for 2 years. At the same time he received his Master of Engineering in Environmental Engineering from Pravara Rural Education Society's Pravara Rural Engineering College, Loni in Dec.2010. Then he joined Pravara Rural Education Society's Sir Visvesvaraya Institute of Technology, Chincholi, Tal-Sinnar, Dist-Nasik, M.S. India in 2010 & worked as Assistant Professor in Chemical Engineering Department for 5 years.

In the same period he completed his PhD Degree in Chemical Engineering in session 2011 – 2014 from Kumar Bhaskar Varma Sanskrit and Ancient Studies University Nalbari, Assam, India. In 2016 he completed his Post Doctorate in Chemical Engineering from New World Mission Dunamis International University, South Africa.

Presently he is an Associate Professor at Dr. Vasantrodada Patil Shetkari Shikshan Mandal's Padmabhooshan Vasantrodada Patil Institute of Technology, Budhgaon, Tal – Miraj, Dist–Sangli, Maharashtra, India in Chemical Engineering Department. Presently he is Reviewer / Editorial Board Member / Advisory Board Member of 64 different International Journals of different fields. He has 21 International Professional Membership of different Organizations. He published 62 Technical Research Papers in different International Journals like International Journal of Wastewater Treatment & Green Chemistry, International Journal of Chemical Engineering, International Journal of Environmental Pollution Control & Management, International Journal of Multidisciplinary